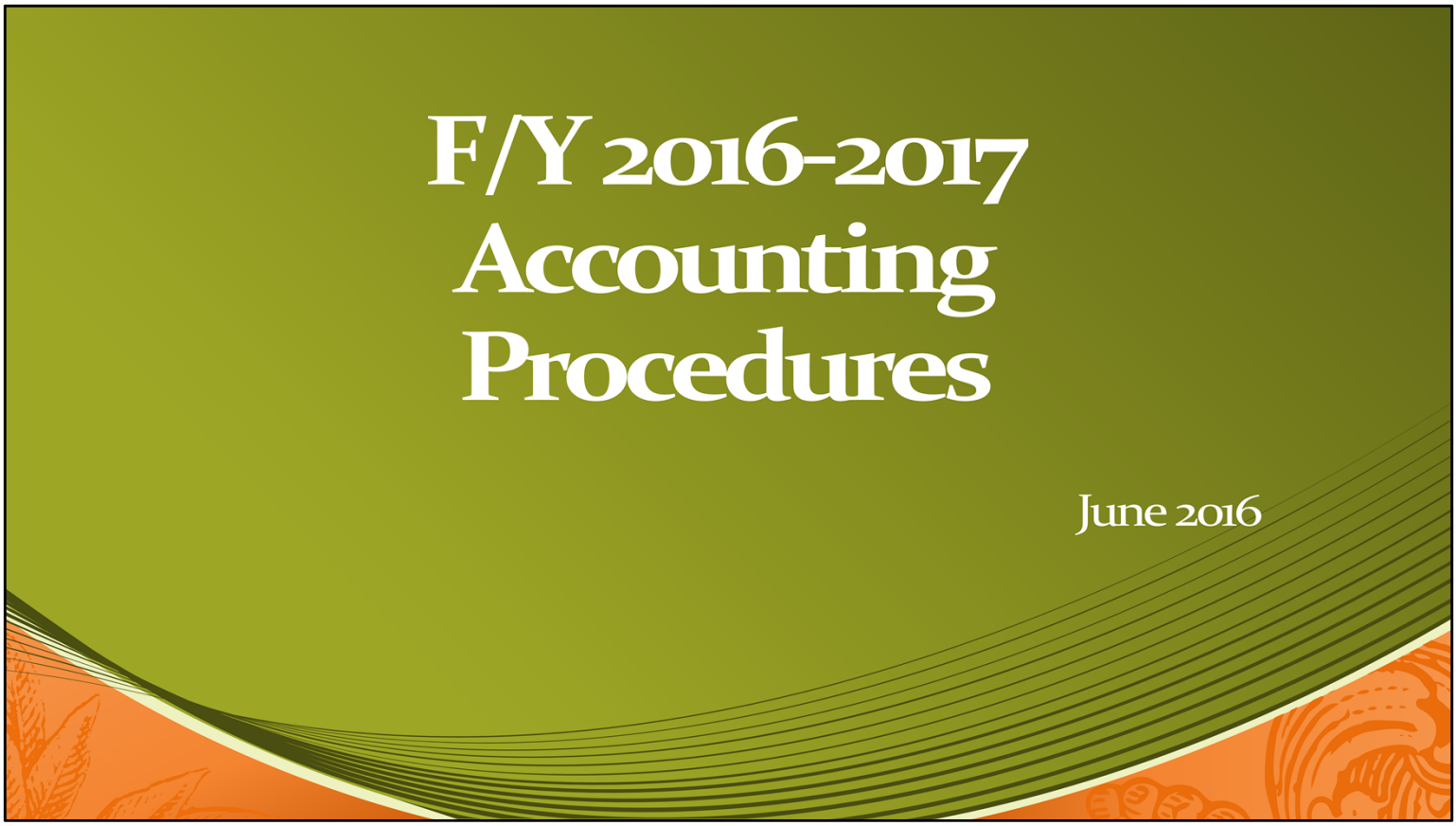

On June 8, 2016 we met at St. Mary Church in Huntley to give all the parishes an overview of the changes for the upcoming fiscal year.

The reports from the Accounting department will have a different look as we transition to the new software with your July 2016 reports.

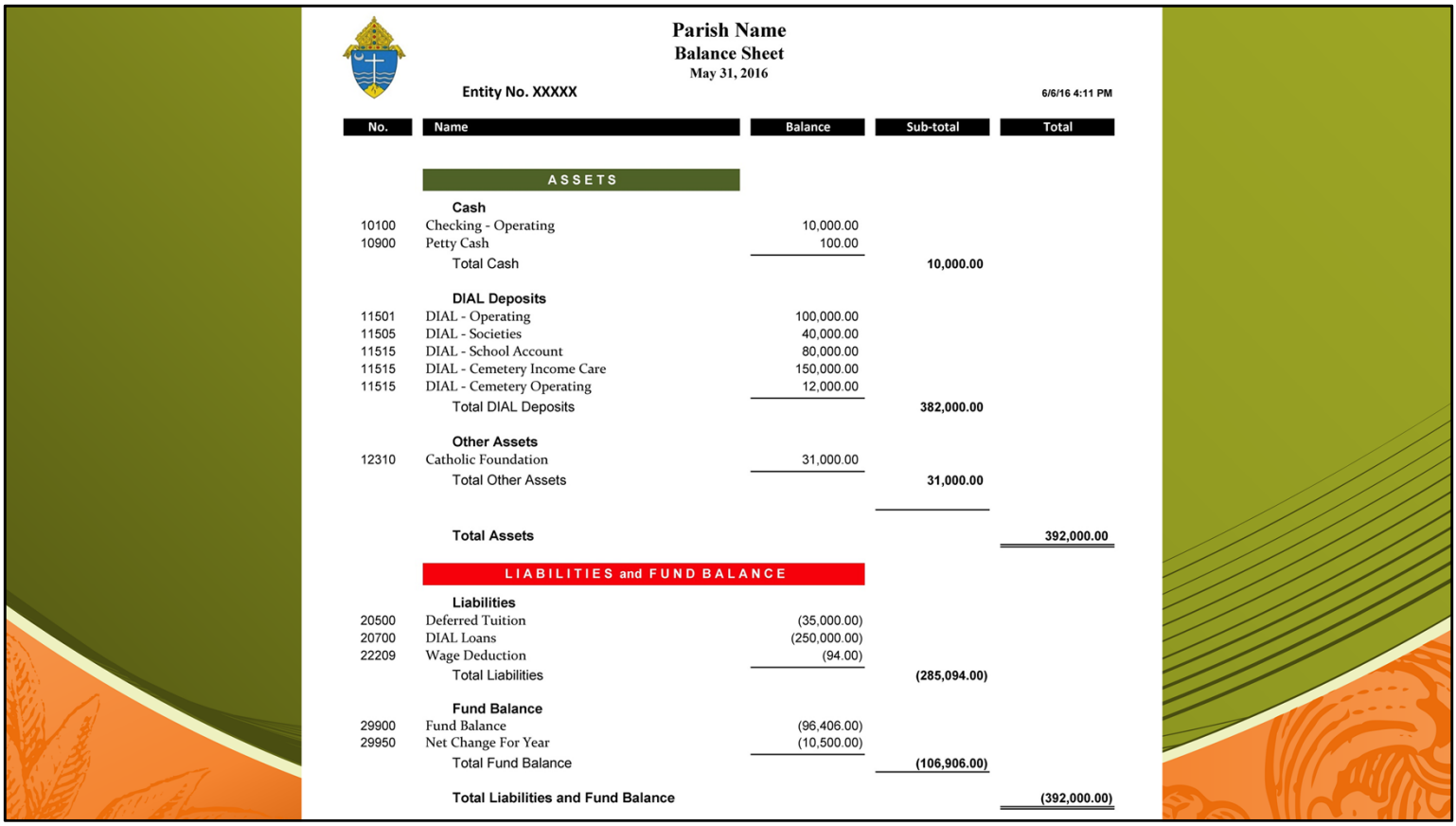

Parish Name
Balance Sheet
May 31, 2016

Entity No. XXXXX — 6/6/16 4:11 PM

No.	Name	Balance	Sub-total	Total
	ASSETS			
	Cash			
10100	Checking - Operating	10,000.00		
10900	Petty Cash	100.00		
	Total Cash		**10,000.00**	
	DIAL Deposits			
11501	DIAL - Operating	100,000.00		
11505	DIAL - Societies	40,000.00		
11515	DIAL - School Account	80,000.00		
11515	DIAL - Cemetery Income Care	150,000.00		
11515	DIAL - Cemetery Operating	12,000.00		
	Total DIAL Deposits		**382,000.00**	
	Other Assets			
12310	Catholic Foundation	31,000.00		
	Total Other Assets		**31,000.00**	
	Total Assets			**392,000.00**
	LIABILITIES and FUND BALANCE			
	Liabilities			
20500	Deferred Tuition	(35,000.00)		
20700	DIAL Loans	(250,000.00)		
22209	Wage Deduction	(94.00)		
	Total Liabilities		**(285,094.00)**	
	Fund Balance			
29900	Fund Balance	(96,406.00)		
29950	Net Change For Year	(10,500.00)		
	Total Fund Balance		**(106,906.00)**	
	Total Liabilities and Fund Balance			**(392,000.00)**

This is a sample of how your Balance Sheets will look with the July reports. If you receive printed copies, they will be in black and white. If you receive PDF copies, they will be in color.

- Your parish name and report month will be in the top center of the report.
- Your Entity number will be in the upper left hand corner.
- Date and time of the report will be in the upper right hand corner.
- Assets and Liabilities will be grouped by categories with totals.

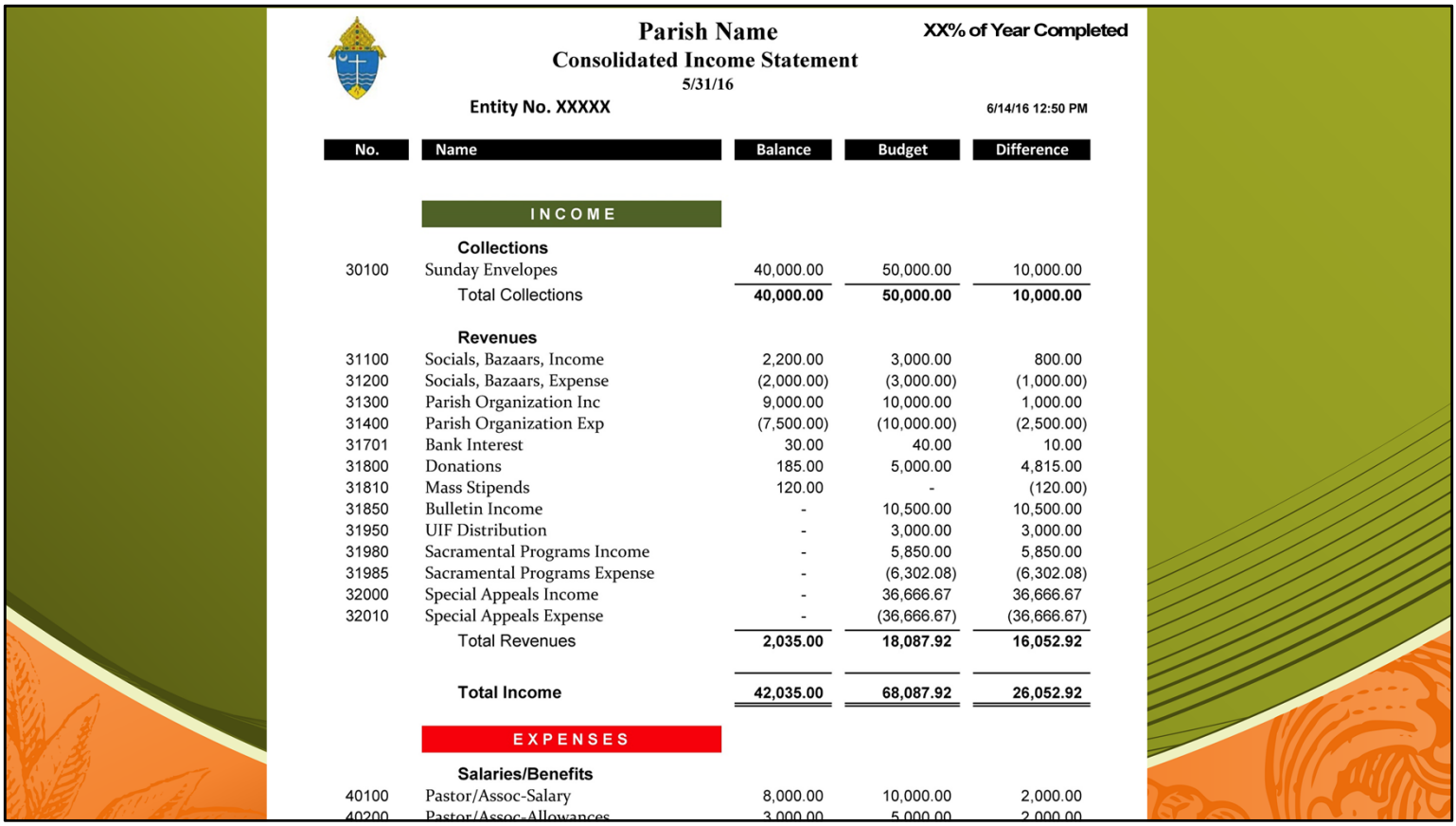

Parish Name

Consolidated Income Statement

5/31/16

XX% of Year Completed

Entity No. XXXXX

6/14/16 12:50 PM

No.	Name	Balance	Budget	Difference
	INCOME			
	Collections			
30100	Sunday Envelopes	40,000.00	50,000.00	10,000.00
	Total Collections	**40,000.00**	**50,000.00**	**10,000.00**
	Revenues			
31100	Socials, Bazaars, Income	2,200.00	3,000.00	800.00
31200	Socials, Bazaars, Expense	(2,000.00)	(3,000.00)	(1,000.00)
31300	Parish Organization Inc	9,000.00	10,000.00	1,000.00
31400	Parish Organization Exp	(7,500.00)	(10,000.00)	(2,500.00)
31701	Bank Interest	30.00	40.00	10.00
31800	Donations	185.00	5,000.00	4,815.00
31810	Mass Stipends	120.00	-	(120.00)
31850	Bulletin Income	-	10,500.00	10,500.00
31950	UIF Distribution	-	3,000.00	3,000.00
31980	Sacramental Programs Income	-	5,850.00	5,850.00
31985	Sacramental Programs Expense	-	(6,302.08)	(6,302.08)
32000	Special Appeals Income	-	36,666.67	36,666.67
32010	Special Appeals Expense	-	(36,666.67)	(36,666.67)
	Total Revenues	**2,035.00**	**18,087.92**	**16,052.92**
	Total Income	**42,035.00**	**68,087.92**	**26,052.92**
	EXPENSES			
	Salaries/Benefits			
40100	Pastor/Assoc-Salary	8,000.00	10,000.00	2,000.00
40200	Pastor/Assoc-Allowances	3,000.00	5,000.00	2,000.00

This is a sample of how your Consolidated Income Statement will look with the July reports. If you receive printed copies, they will be in black and white. If you receive PDF copies, they will be in color.

- Your parish name and report month will be in the top center of the report.
- Your Entity number will be in the upper left hand corner.
- Date of the report will be in the upper right hand corner as well as time the report was generated.
- You will notice a % of year completed in the upper right hand corner.

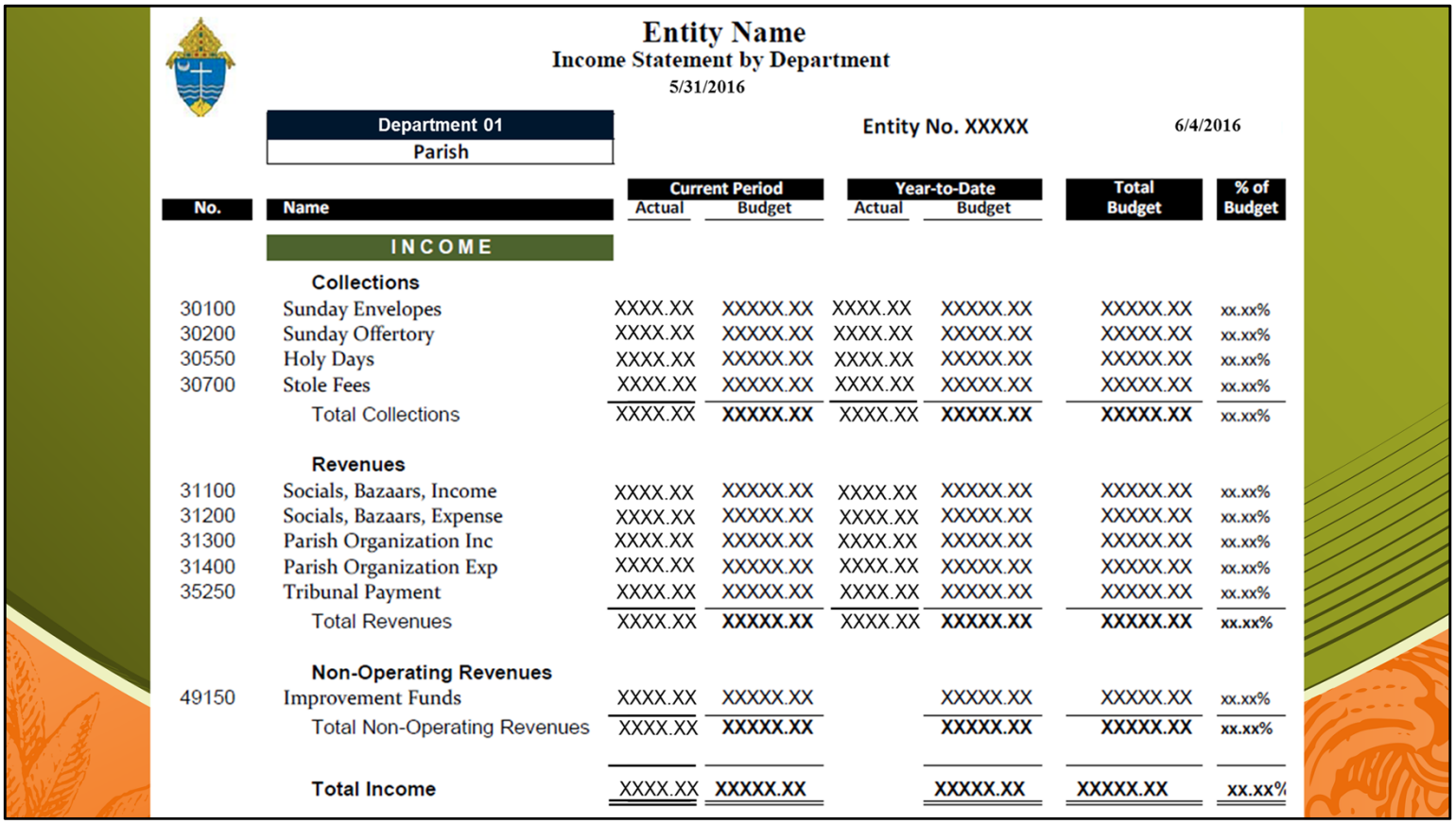

Entity Name
Income Statement by Department
5/31/2016

Department 01	Entity No. XXXXX	6/4/2016
Parish		

No.	Name	Current Period Actual	Current Period Budget	Year-to-Date Actual	Year-to-Date Budget	Total Budget	% of Budget
	INCOME						
	Collections						
30100	Sunday Envelopes	XXXX.XX	XXXXX.XX	XXXX.XX	XXXXX.XX	XXXXX.XX	xx.xx%
30200	Sunday Offertory	XXXX.XX	XXXXX.XX	XXXX.XX	XXXXX.XX	XXXXX.XX	xx.xx%
30550	Holy Days	XXXX.XX	XXXXX.XX	XXXX.XX	XXXXX.XX	XXXXX.XX	xx.xx%
30700	Stole Fees	XXXX.XX	XXXXX.XX	XXXX.XX	XXXXX.XX	XXXXX.XX	xx.xx%
	Total Collections	XXXX.XX	**XXXXX.XX**	XXXX.XX	**XXXXX.XX**	**XXXXX.XX**	xx.xx%
	Revenues						
31100	Socials, Bazaars, Income	XXXX.XX	XXXXX.XX	XXXX.XX	XXXXX.XX	XXXXX.XX	xx.xx%
31200	Socials, Bazaars, Expense	XXXX.XX	XXXXX.XX	XXXX.XX	XXXXX.XX	XXXXX.XX	xx.xx%
31300	Parish Organization Inc	XXXX.XX	XXXXX.XX	XXXX.XX	XXXXX.XX	XXXXX.XX	xx.xx%
31400	Parish Organization Exp	XXXX.XX	XXXXX.XX	XXXX.XX	XXXXX.XX	XXXXX.XX	xx.xx%
35250	Tribunal Payment	XXXX.XX	XXXXX.XX	XXXX.XX	XXXXX.XX	XXXXX.XX	xx.xx%
	Total Revenues	XXXX.XX	**XXXXX.XX**	XXXX.XX	**XXXXX.XX**	**XXXXX.XX**	xx.xx%
	Non-Operating Revenues						
49150	Improvement Funds	XXXX.XX	XXXXX.XX		XXXXX.XX	XXXXX.XX	xx.xx%
	Total Non-Operating Revenues	XXXX.XX	**XXXXX.XX**		**XXXXX.XX**	**XXXXX.XX**	xx.xx%
	Total Income	XXXX.XX	XXXXX.XX		XXXXX.XX	XXXXX.XX	xx.xx%

This is a sample of how your Income Statement by Department will look with the July reports. If you receive printed copies, they will be in black and white. If you receive PDF copies, they will be in color.

- Your parish name and report month will be in the top center of the report.
- Your Entity number will be in the top middle of the report.
- Date of the report will be in the upper right hand corner.
- Department number and name of department will be in the left hand corner.
- The prior year data will be available on the fiscal year 2017-2018 reports.

Foundation

- Dept 999
  - 31800 Donations or 31801 Bequests
  - 31703 Catholic Foundation Earnings
  - 49319 Release from Restriction (offset to benefitting department)

Department 999 replaces Department 52 as the Catholic Foundation department. There will also be a new account number 49319 called Release from Restriction.

A sample sheet on the next page shows how the Catholic Foundation is to be recorded as an initial deposit (using 31800 or 31801), how to record Foundation earnings (31703), and to record the Catholic Foundation retained earnings withdrawal (49319).

Office
Number: _____ Date: 7/1/2016

Jour. Srce.	Dept. No.	Account No.	Account Description	DEBIT	CREDIT
GJ	000	12310	Catholic Foundation	1,000.00	
GJ	999	31800 or 31801	Donation		1,000.00
To record donation to Catholic Foundation sent drectly to Diocese *If the parish receives the donation to be sent to the Catholic Foundation, the deposit should be coded to 999-31800 or 999-31801, and the check written to the Catholic Foundation would be coded to 12310.*					
GJ	000	12310	Catholic Foundation	10.00	
GJ	999	31703	Catholic Foundation Earnings		10.00
To record Catholic Foundation earnings					
CR	000	10100	Checking Operating	10.00	
CR	000	12310	Catholic Foundation		10.00
GJ	999	49319	Release from Restriction	10.00	
GJ	XXX	49319	Release from Restriction		10.00
To record Catholic Foundation retained earnings withdrawal.					

999 - is new Catholic Foundation Department starting 7/1/2016.

XXX - is benefitting department

Societies

Should be on the Balance Sheet Use Parish FEIN	Do not have to be on the Balance Sheet Use Parish FEIN	Do not put on the Balance Sheet Use Group's FEIN
10210 - Athletics 10220 – Cafeteria 10240 – Milk 10250 – Principal's Account 10260 – School Activity	10700 – Society *(examples: Bingo, Booster Club)* 10450 - Mass Stipends 10270 - Scrip	Knights of Columbus St. Vincent de Paul

The next page lists the required reporting cash accounts as well as non-required cash accounts. If you use the non-required cash accounts, you have to use an offsetting liability account (20xxx).

Required Reporting Cash Accounts

10100	Checking - Operating	10260	Checking - School Activity
10150	Checking - Development	10300	Checking - Religious Education
10200	Checking - School	10400	Checking - Cemetery
10210	Checking - Athletics	10500	Checking - Building
10220	Checking - Cafeteria	10600	Checking - Bookstore/Gift Shop
10230	Checking - Home and School	10660	Checking - Online Giving/ACH
10240	Checking - Milk Account	10670	Checking - Debit Card
10250	Checking - Principal Account	10900	Petty Cash

Non-Required Required Cash Accounts and Entries

10270	Checking - Scrip
10450	Checking - Mass Account
10620	Checking - Festivals
10640	Checking - Fundraising
10680	Checking - Parish Organizations
10700	Checking - Societies 1
10701	Checking - Societies 2

If a Parish chooses to have the non-required cash accounts on their balance sheet, they will be updated to the liability account 000-20XXX and NOT income or expense. When the parish receives money from the society, the deposit is recorded as xxx-31300 parish organization income.

Office Number: _____ Date: 7/1/2016

Jour. Srce.	Dept. No.	Account No.	Account Description	DEBIT	CREDIT
GJ	000	10XXX	Checking - XXXXXXXX	1,000.00	
GJ	000	20XXX	XXXXXXXX		1,000.00
To record deposit to Non-required cash account					
GJ	000	20XXX	XXXXXXXX	500.00	
GJ	000	10XXX	Checking - XXXXXXXX		500.00
To record check written from Non-required cash account					

000-10230 Checking-Home and School will be updated to 000-20590 Societies' Funds unless the home and school is serving in a non-fundraising capacity, for example running the hot lunch program or some other non-fundraising purpose. In this instance, the income and expense should be recorded. If the primary purpose of the Home and School is to fundraise, then it is considered a society and the cash account will be updated to 00-20590.

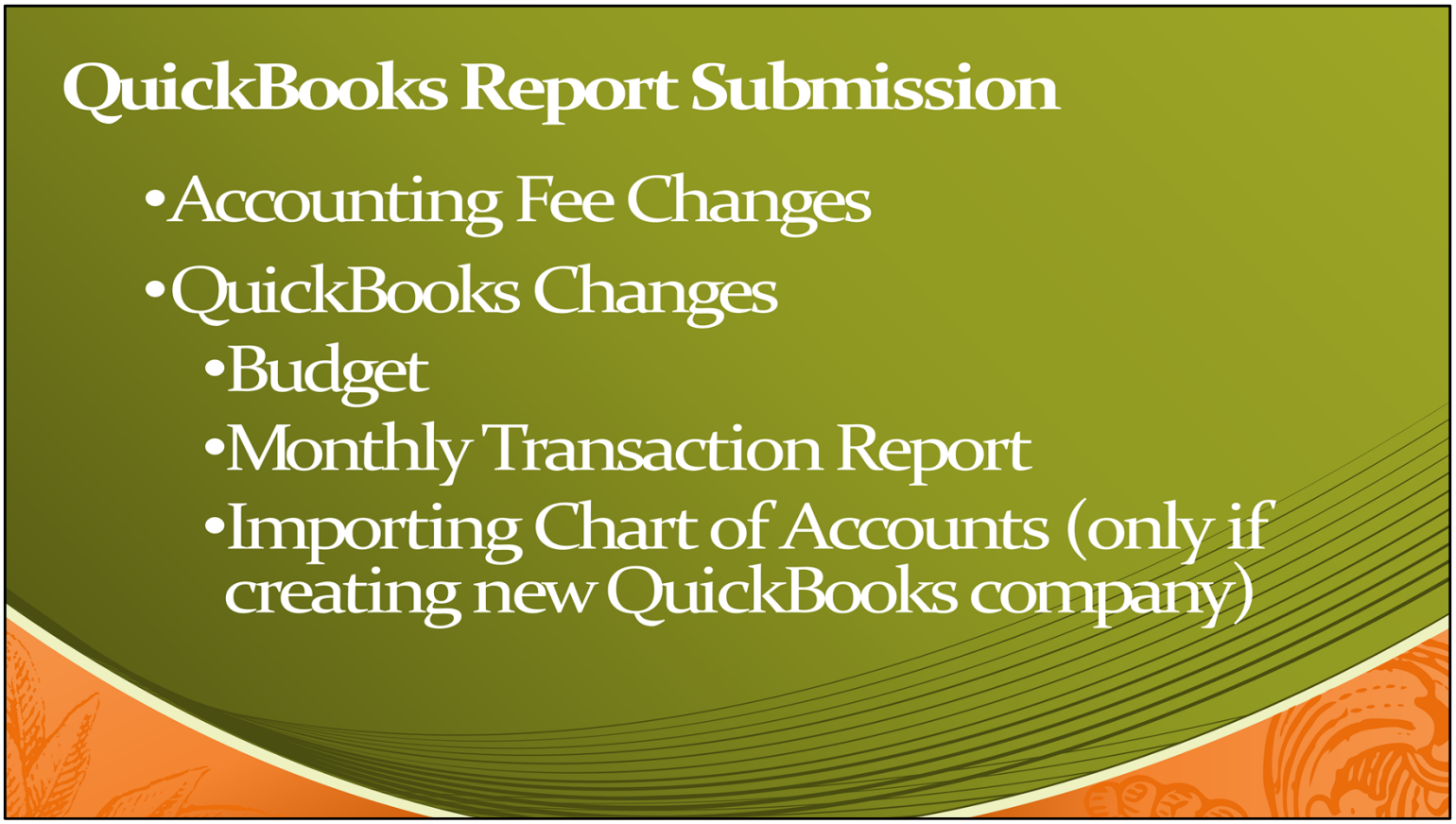

Accounting fee change: We will be moving from a per transaction fee to a 7-tiered flat fee in August 2016. You will be receiving an invoice from Accounting at the same time each month instead of a bill after your reports have been generated. This will help with your budgeting process. Please contact the Accounting Office if you wish to know before August 2016 what your new fee will be.

We have asked parishes to send us data from various versions of QuickBooks to import into the new system and we have not had any issues.

There are minor changes we are asking you to make when submitting your budget files to the Accounting Office as well as your monthly diocesan transaction report. PDF instructions will be available along with this document. You can use subaccounts for your Budget files as well as monthly transaction detail. The Diocesan reports will only show the main account number.

If you are using the budget worksheets from the Accounting Office, please ask for copies now. They will not be available with the new system for the first year. We will work on having them available in the new system for F/Y 2017-2018.

You have the option of using your existing QuickBooks company and editing your account numbers after the June 2016 reports have been submitted to the Accounting Office, OR you can set up a new QuickBooks company. If you wish to set up a new company, we can provide you with an Excel spreadsheet along with instructions on how to import the new chart of accounts. Pros and Cons listed in a later slide.

Chart of Accounts – Account Updates

Renamed	10450	Mass Fund
Added	12700	Prepaid Expenses
Renamed	11560	Parish Outreach
Renamed	13100	Accounts Receivable – Other
Renamed	20400	Other Contracts Payable
Renamed	20600	Activity Accounts
Added	31703	Catholic Foundation Earnings
Renamed	31740	Book Income
Renamed	31780	Book expense
Added	31800	Donations
Removed	32850	Life Safety Grant
Removed	32860	Stimulus Grant Income
Renamed	35300	Respect Life Income
Renamed	35350	Respect Life Expense

We have transitioned from multiple Chart of Accounts to one for the entire Diocese of Rockford. In the process of merging parishes, high schools, and agencies together, we have made changes to the Chart of Accounts. Here are a few of the changes.

Please note that every time changes are implemented, we will post the updated Chart of Accounts on the Diocese of Rockford website. The cover page will show the date of the update (i.e. Updated June 6, 2016). The changes listed on this slide and the next slide were implemented after the memo sent out in March 2016.

Chart of Accounts – Account Updates

Renamed	43200	Books & Periodicals
Renamed	43250	Periodicals/Newspapers
Removed	43350	Life Safety Grant Expense
Removed	43360	Stimulus Grant Expense
Renamed	46002	Parish Outreach
Added	49319	Release from Restrictions
**	31810	Mass Stipend Income (use separate company)
**	31815	Mass Stipend Expense (use separate company)

Payroll

- Payroll in QuickBooks

Payroll will continue to run on the AS400 system until December 31, 2016. Your reports will look the same until we convert to the new system on January 1, 2017.

If you write a check or use ACH for Payroll and have only used 22100, you will have to start adding the specific payroll account numbers beginning 7/1/2016 in QuickBooks. If you would like to try with the June transactions, please let the Accounting Office know.

The detail is on your Labor Distribution & Invoice (sample on the next slide).

Once you enter the detail for a payroll in QuickBooks once to either DOR Payroll or DOR Priest Payroll vendors, the next time you enter in payroll the splits will appear automatically. You will just have to change the amounts.

Tip: You also have the option of saving the transaction as a memorized transaction (you can save the exact amounts and update or keep the values at “0”). If there are pay periods where an account balance is “0” leave it as “0” so that the split will be available the next time you enter a payroll.

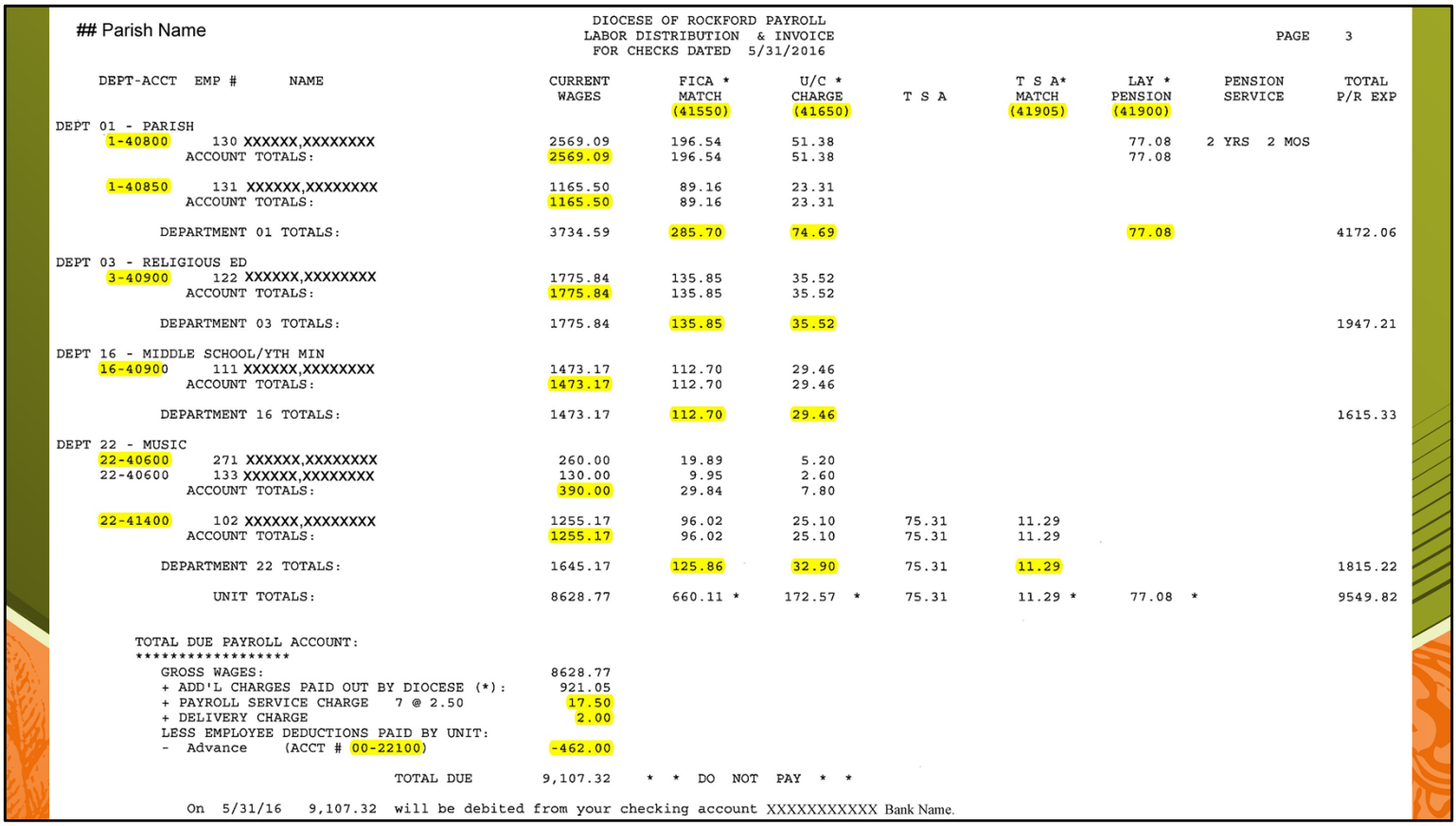

Parish Name

DIOCESE OF ROCKFORD PAYROLL
LABOR DISTRIBUTION & INVOICE
FOR CHECKS DATED 5/31/2016

PAGE 3

DEPT-ACCT	EMP #	NAME	CURRENT WAGES	FICA * MATCH (41550)	U/C * CHARGE (41650)	T S A	T S A* MATCH (41905)	LAY * PENSION (41900)	PENSION SERVICE	TOTAL P/R EXP
DEPT 01 - PARISH										
1-40800	130	XXXXXX,XXXXXXXX	2569.09	196.54	51.38			77.08	2 YRS 2 MOS	
		ACCOUNT TOTALS:	2569.09	196.54	51.38			77.08		
1-40850	131	XXXXXX,XXXXXXXX	1165.50	89.16	23.31					
		ACCOUNT TOTALS:	1165.50	89.16	23.31					
		DEPARTMENT 01 TOTALS:	3734.59	285.70	74.69			77.08		4172.06
DEPT 03 - RELIGIOUS ED										
3-40900	122	XXXXXX,XXXXXXXX	1775.84	135.85	35.52					
		ACCOUNT TOTALS:	1775.84	135.85	35.52					
		DEPARTMENT 03 TOTALS:	1775.84	135.85	35.52					1947.21
DEPT 16 - MIDDLE SCHOOL/YTH MIN										
16-40900	111	XXXXXX,XXXXXXXX	1473.17	112.70	29.46					
		ACCOUNT TOTALS:	1473.17	112.70	29.46					
		DEPARTMENT 16 TOTALS:	1473.17	112.70	29.46					1615.33
DEPT 22 - MUSIC										
22-40600	271	XXXXXX,XXXXXXXX	260.00	19.89	5.20					
22-40600	133	XXXXXX,XXXXXXXX	130.00	9.95	2.60					
		ACCOUNT TOTALS:	390.00	29.84	7.80					
22-41400	102	XXXXXX,XXXXXXXX	1255.17	96.02	25.10	75.31	11.29			
		ACCOUNT TOTALS:	1255.17	96.02	25.10	75.31	11.29			
		DEPARTMENT 22 TOTALS:	1645.17	125.86	32.90	75.31	11.29			1815.22
		UNIT TOTALS:	8628.77	660.11 *	172.57 *	75.31	11.29 *	77.08 *		9549.82

TOTAL DUE PAYROLL ACCOUNT:
****

GROSS WAGES:	8628.77
+ ADD'L CHARGES PAID OUT BY DIOCESE (*):	921.05
+ PAYROLL SERVICE CHARGE 7 @ 2.50	17.50
+ DELIVERY CHARGE	2.00
LESS EMPLOYEE DEDUCTIONS PAID BY UNIT:	
- Advance (ACCT # 00-22100)	-462.00
TOTAL DUE	9,107.32 * * DO NOT PAY * *

On 5/31/16 9,107.32 will be debited from your checking account XXXXXXXXXX Bank Name.

The items highlighted in yellow should be included on your check or ACH split breakdown. Using this example, the amount you enter for the check is $9,107.32. Once you have added the detail, it should balance to $9,107.32

Dept 1 detail example:	01-40800	$2,569.09
	01-40850	$1,165.50
	01-41550	$ 285.70
	01-41650	$ 74.69
	01-41900	$ 77.08

You can run a tape to make sure the department/account totals add up to $9,107.32. A sample tape is included).

Parish Name

DIOCESE OF ROCKFORD PAYROLL
LABOR DISTRIBUTION & INVOICE
FOR CHECKS DATED 5/31/2016

DEPT-ACCT	EMP #	NAME	CURRENT WAGES	FICA * MATCH (41550)	U/C * CHARGE (41650)	T S A	T S A* MATCH (41905)	LAY * PENSION (41900)	PENSION SERVICE	TOTAL P/R EXP
DEPT 01 - PARISH										
1-40800	130	XXXXXX,XXXXXXXX	2569.09	196.54	51.38			77.08	2 YRS 2 MOS	
		ACCOUNT TOTALS:	2569.09	196.54	51.38			77.08		
1-40850	131	XXXXXX,XXXXXXXX	1165.50	89.16	23.31					
		ACCOUNT TOTALS:	1165.50	89.16	23.31					
		DEPARTMENT 01 TOTALS:	3734.59	285.70	74.69			77.08		4172.06
DEPT 03 - RELIGIOUS ED										
3-40900	122	XXXXXX,XXXXXXXX	1775.84	135.85	35.52					
		ACCOUNT TOTALS:	1775.84	135.85	35.52					
		DEPARTMENT 03 TOTALS:	1775.84	135.85	35.52					1947.21
DEPT 16 - MIDDLE SCHOOL/YTH MIN										
16-40900	111	XXXXXX,XXXXXXXX	1473.17	112.70	29.46					
		ACCOUNT TOTALS:	1473.17	112.70	29.46					
		DEPARTMENT 16 TOTALS:	1473.17	112.70	29.46					1615.33
DEPT 22 - MUSIC										
22-40600	271	XXXXXX,XXXXXXXX	260.00	19.89	5.20					
22-40600	133	XXXXXX,XXXXXXXX	130.00	9.95	2.60					
		ACCOUNT TOTALS:	390.00	29.84	7.80					
22-41400	102	XXXXXX,XXXXXXXX	1255.17	96.02	25.10	75.31	11.29			
		ACCOUNT TOTALS:	1255.17	96.02	25.10	75.31	11.29			
		DEPARTMENT 22 TOTALS:	1645.17	125.86	32.90	75.31	11.29			
		UNIT TOTALS:	8628.77	660.11 *	172.57 *	75.31	11.29 *	77.08		

TOTAL DUE PAYROLL ACCOUNT:
****

GROSS WAGES:	8628.77
+ ADD'L CHARGES PAID OUT BY DIOCESE (*):	921.05
+ PAYROLL SERVICE CHARGE 7 @ 2.50	17.50
+ DELIVERY CHARGE	2.00
LESS EMPLOYEE DEDUCTIONS PAID BY UNIT:	
- Advance (ACCT # 00-22100)	-462.00
TOTAL DUE	9,107.32 * * DO NOT PAY * *

On 5/31/16 9,107.32 will be debited from your checking account XXXXXXXXXXX Bank Name.

0.*
2,569.09+
1,165.50+
285.70+
74.69+
77.08+
1,775.84+
135.85+
35.52+
1,473.17+
112.70+
29.46+
390.00+
1,255.17+
125.86+
32.90+
11.29+
17.50+
2.00+
462.00-
017
9,107.32*

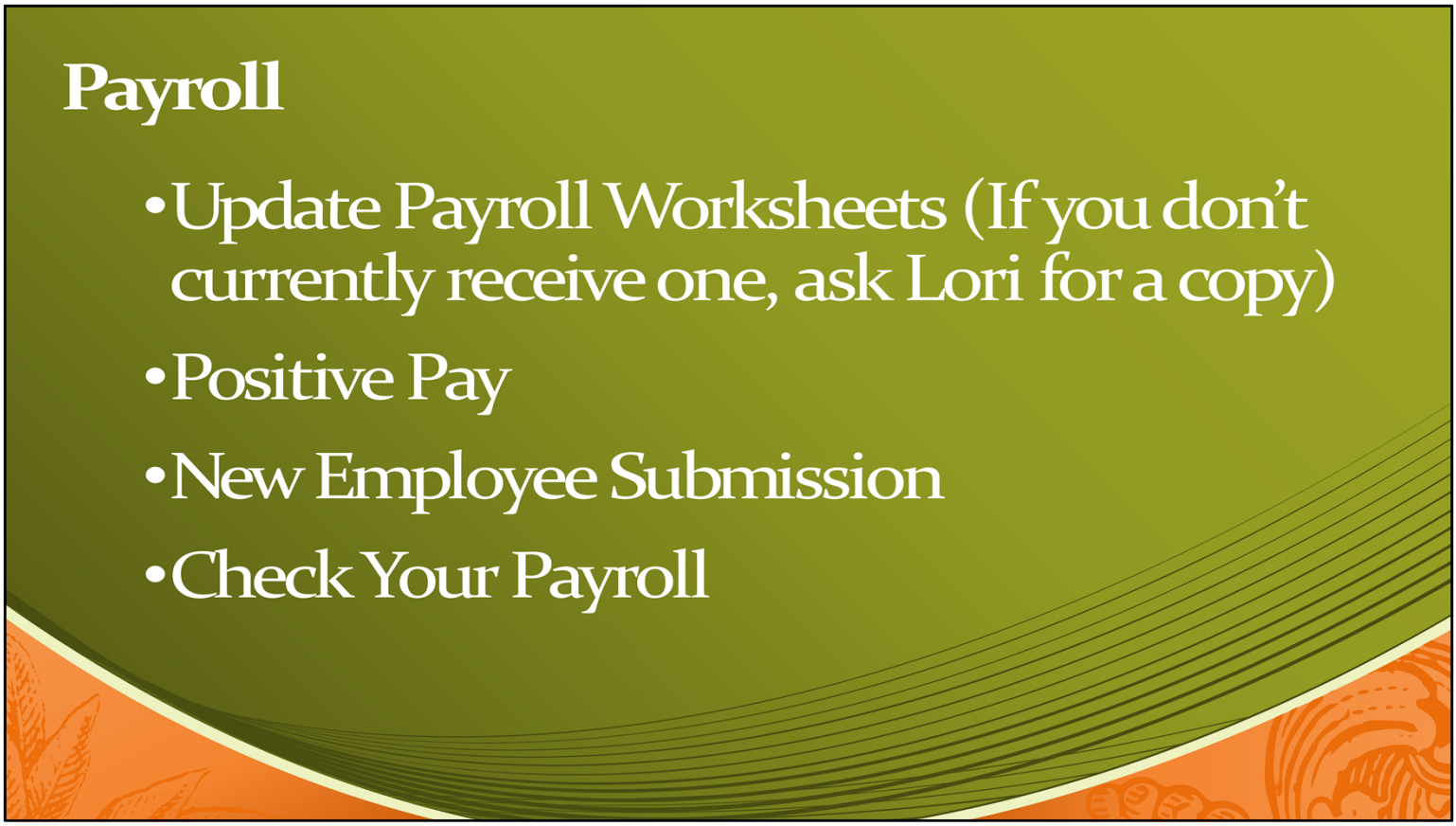

Update Payroll Worksheets - The new Chart of Accounts goes into effect with July 1, 2016 transactions. This means your account or department number for employees at your facility may change. To help out the Payroll department, please make a copy of your payroll worksheet and mark each employee as no change, or write the proper department number and account number on the worksheet. Send the worksheet, with or without changes, to the Payroll department as soon as possible. If you do not receive a worksheet now, let us know and we will send you one. If there happens to be people terminated that are still on the worksheet, please let the Payroll Department know. Use one Payroll change sheet per employee.

Positive Pay - We are now using positive pay with our bank. This means that if you distribute paychecks before the pay date and an employee tries to cash it, the bank will notify the Payroll Department via email. We then have to release the check to be paid early. If this happens, the entity will be charged a $25 per check fee (which can be passed along to the employee). Please encourage direct deposit.

Mail issues - The Payroll department mails out the entity paychecks as soon as possible, but there have been issues with the USPS. This is another reason to promote direct deposit.

New Employee Submission - Please double check all new employee paperwork, making sure all information, especially the social security number, is legible and accurate.

Check your payroll - Please double check your payroll to make sure the checks are correct. If there is an error please notify us immediately so we can correct.

Other Items

- Submit June Data No Later Than 7-31-16
- Date Sensitivity With QuickBooks
- Department of Labor New Overtime Ruling
- IRS Small Employer Health Insurance Notices

Date Sensitivity - Please be aware of editing transactions in QuickBooks. Make sure you are entering the correct date (month). Ask yourself if you have sent this original information to the Diocese. If yes and you have edited a prior month transaction, please let the Accounting Office know.

New Overtime Ruling – Ellen Lynch is researching this topic and will put something together to be distributed to everyone before December.

IRS Small Employer Health Insurance notices – Smaller parishes have been receiving refunds. If you receive a refund, please let Lisa Wedig know by faxing her a copy of the paperwork and check. Wayne keeps track of who is receiving checks. The 2012 refunds are now being distributed. When everyone entitled to a refund receives their 2012 checks, Wayne will start processing the 2013 information. Lisa's fax number is 815-399-5591

Afternoon Session

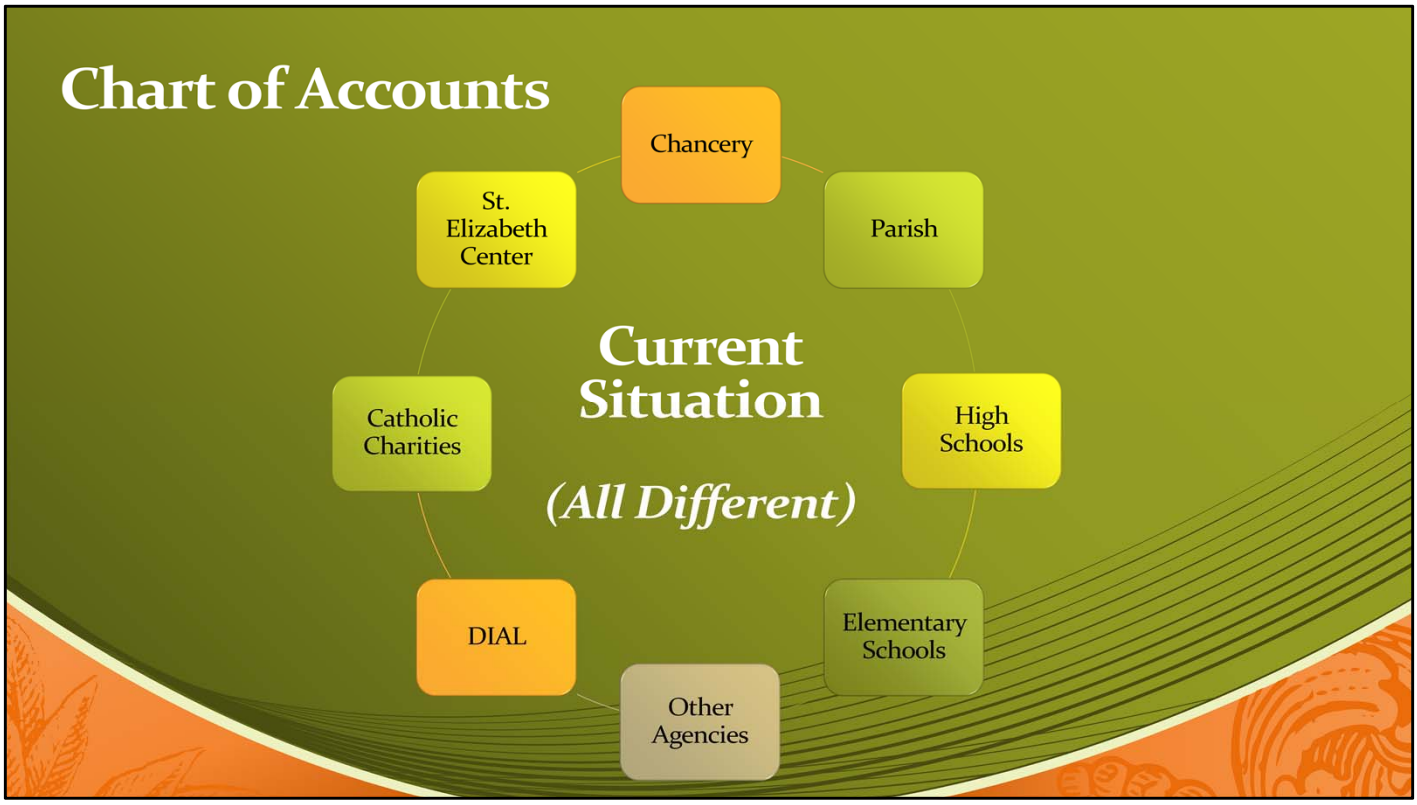

We were given the challenge to combine all of these very different Chart of Accounts into one master Chart of Accounts that would fit the needs of the entire Diocese.

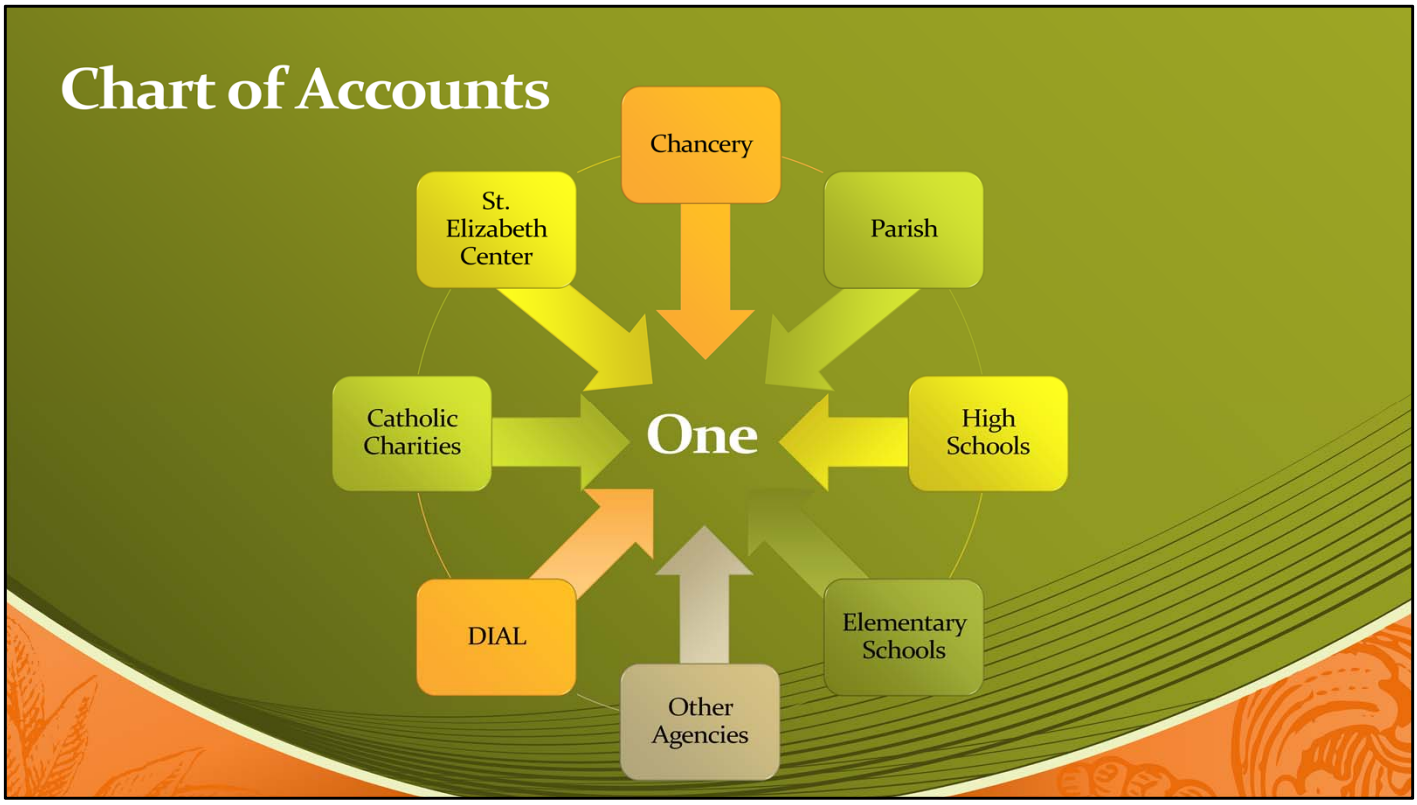

As in any new system, we have had to make minor changes to the Chart of Accounts since February in order to meet the challenges of all the entities within the Diocese.

As the Chart of Account changes, we have been posting updates on the Diocese of Rockford website. You will notice that the first page contains the date of the last update. We will try to keep you informed as we finalize the Chart of Accounts.

Transitioning to the new Chart of Accounts - Options

A. Keep your current company, add any new department/account numbers to complete your budget, then make any new accounts inactive until you are ready to use them.
B. Keep your current company and after the June reports have been submitted, rename or add the new accounts to your chart of accounts in QuickBooks. Make any old numbers inactive and add your budget for 2016-17.
C. Start a new company. This allows you to import or manually add the new department and account numbers into a new company file now. You can also add your budget and send to the Accounting Office early to confirm your department and account numbers are correct.

Tip: Export your chart of accounts to Excel or print them out. Write the new department/account next to your current accounts so you know which to change/add.

Reasons to use a new company:

- You have so many generic accounts that it is easier to set up a new company.
- You have so many vendors (or the same vendor multiple times) and it is easier to start fresh and add vendors as you write checks.
- You have used QuickBooks for years and now is the chance for a clean start.
- You don't want to worry about using incorrect account numbers starting July 1, 2016.

Reasons to use your existing company:

- 1099's for vendors will not be split between the old and new company.
- You can add the new chart of accounts and hide or merge old accounts to keep the history in the same company.

- You do not have to enter starting balances on July 1, 2016 as well as outstanding checks.

Subaccounts – a PDF showing how to set-up subaccounts is included with this handout. Keep in mind that subaccounts will not appear on the diocesan reports. You can budget for a subaccount, it will just not appear on our reports. You can set up memorized reports in QuickBooks for more detail.

Note: You have the option to export and import vendors into the new company, but keep in mind that if you make vendors inactive and then export the vendors, all vendors (inactive and active) will be imported into the new company.

Any changes to the Chart of Accounts will be available on the Diocese of Rockford website. Please do not hesitate to contact the Accounting Office with any questions you might have.

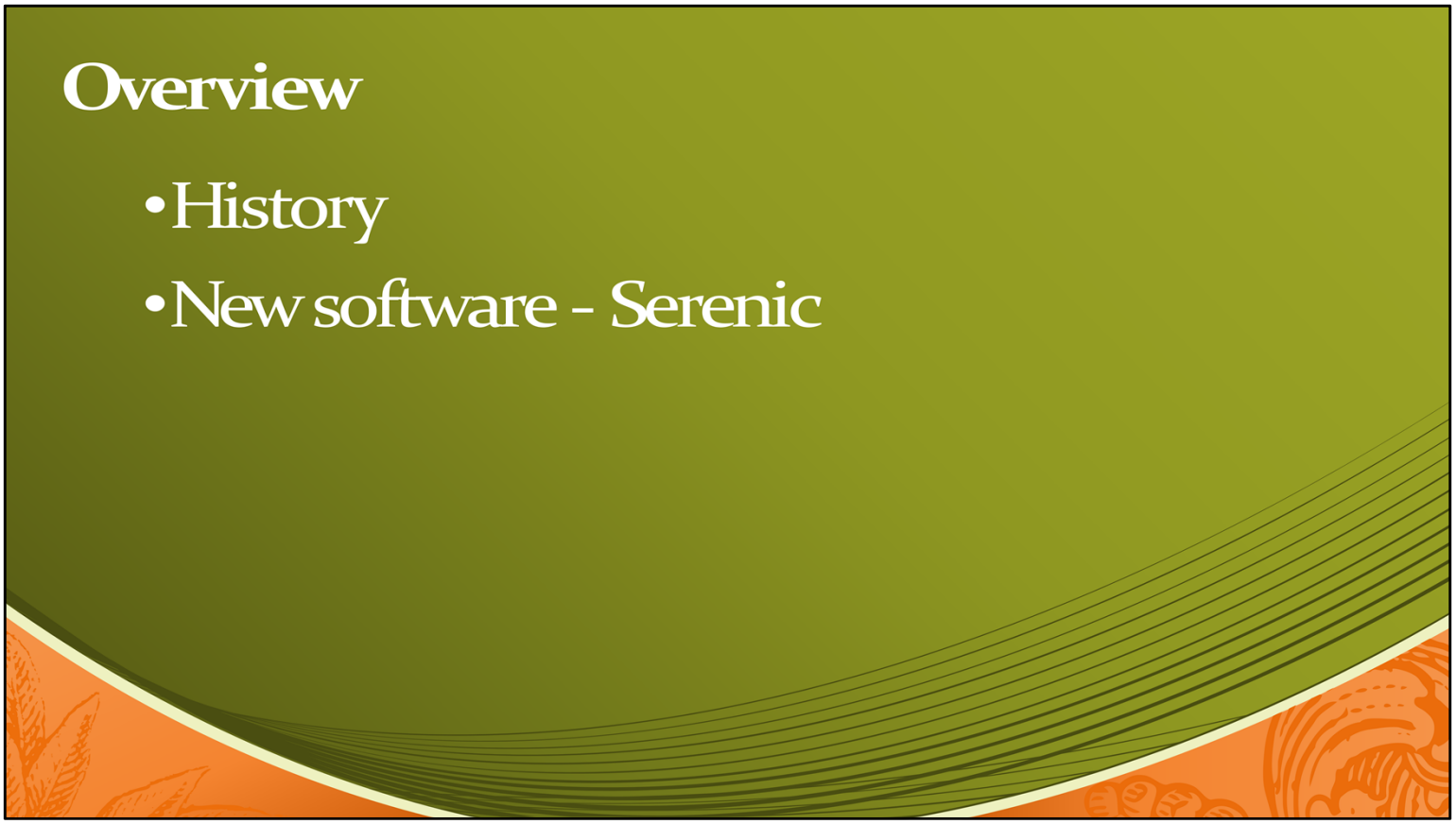

Bishop Malloy requested that we move away from the AS400. A committee was established to look for software solutions to be used for Accounting, DIAL, Payroll, Stewardship, and The Observer.

After an extensive search, the decision was made to go with Microsoft Serenic software. We went live with DIAL on January 1, 2016. Our goal is to go live with Accounting on July 1, 2016 and Payroll and Health Insurance billing on January 1, 2017.